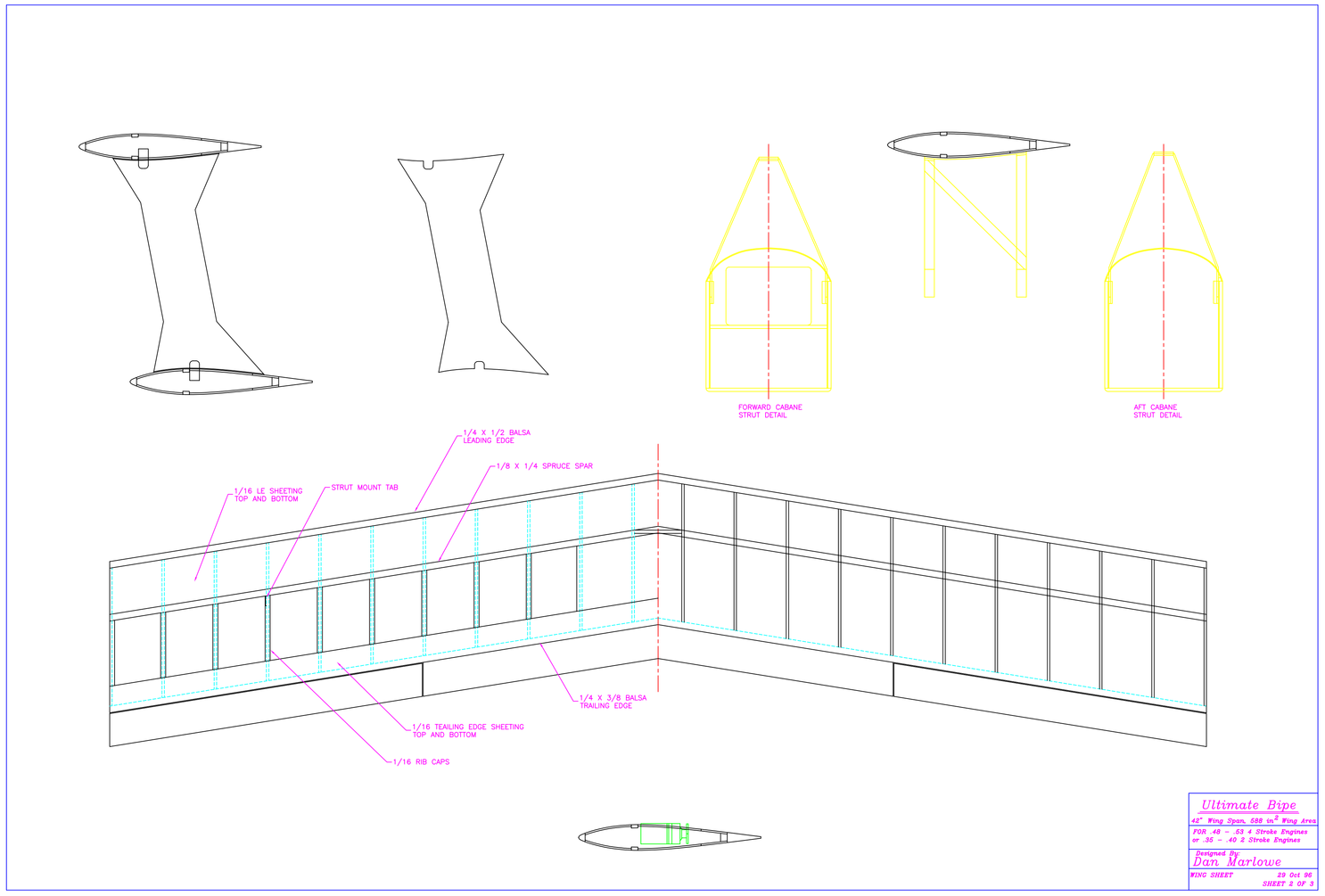
FORWARD CABANE STRUT DETAIL
AFT CABANE STRUT DETAIL
1/4 X 1/2 BALSA LEADING EDGE
1/8 X 1/4 SPRUCE SPAR
1/16 LE SHEETING TOP AND BOTTOM
STRUT MOUNT TAB
1/4 X 3/8 BALSA TRAILING EDGE
1/16 TEAILING EDGE SHEETING TOP AND BOTTOM
1/16 RIB CAPS
Ultimate Bipe
42" Wing Span, 588 in² Wing Area
FOR .48 - .53 4 Stroke Engines
or .35 - .40 2 Stroke Engines
Designed By
Dan Marlowe
WING SHEET
29 Oct 96
SHEET 2 OF 3

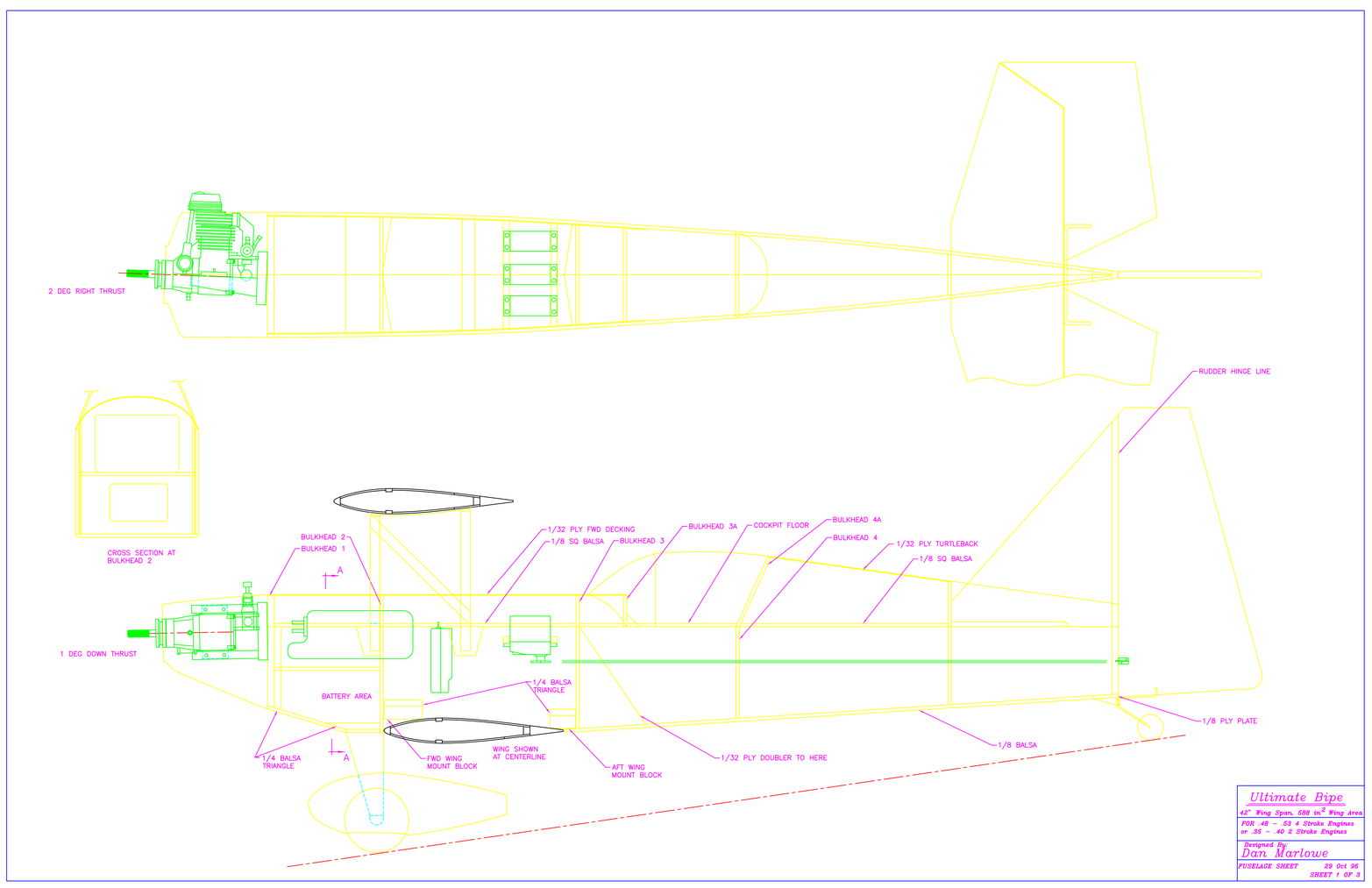
2 DEG RIGHT THRUST
RUDDER HINGE LINE
CROSS SECTION AT BULKHEAD 2
BULKHEAD 2
BULKHEAD 1
1/32 PLY FWD DECKING
1/8 SQ BALSA
BULKHEAD 3
BULKHEAD 3A
COCKPIT FLOOR
BULKHEAD 4A
BULKHEAD 4
1/32 PLY TURTLEBACK
1/8 SQ BALSA
1 DEG DOWN THRUST
BATTERY AREA
1/4 BALSA TRIANGLE
1/4 BALSA TRIANGLE
FWD WING MOUNT BLOCK
WING SHOWN AT CENTERLINE
AFT WING MOUNT BLOCK
1/32 PLY DOUBLER TO HERE
1/8 BALSA
1/8 PLY PLATE
Ultimate Bipe
42" Wing Span, 588 in² Wing Area
FOR .48 - .53 4 Stroke Engines
or .35 - .40 2 Stroke Engines
Designed By
Dan Marlowe
FUSELAGE SHEET
29 Oct 96
SHEET 1 OF 3

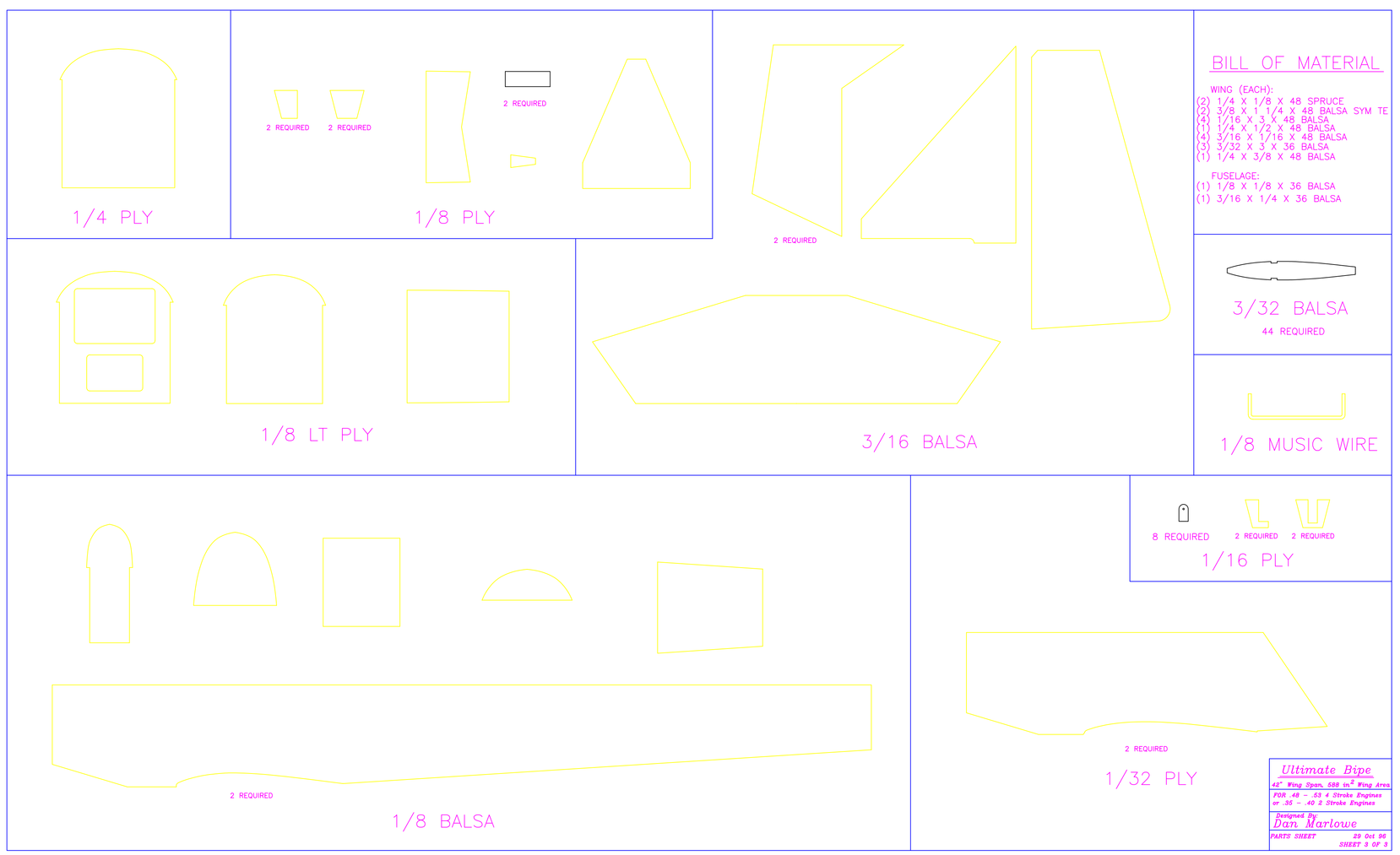
1/4 PLY
2 REQUIRED
2 REQUIRED
2 REQUIRED
1/8 PLY
2 REQUIRED
1/8 LT PLY
3/16 BALSA
BILL OF MATERIAL
WING (EACH):
(2) 1/4 X 1/8 X 48 SPRUCE
(2) 3/8 X 1 1/4 X 48 BALSA SYM TE
(4) 1/16 X 3 X 48 BALSA
(1) 1/4 X 1/2 X 48 BALSA
(4) 3/16 X 1/16 X 48 BALSA
(3) 3/32 X 3 X 36 BALSA
(1) 1/4 X 3/8 X 48 BALSA
FUSELAGE:
(1) 1/8 X 1/8 X 36 BALSA
(1) 3/16 X 1/4 X 36 BALSA
3/32 BALSA
44 REQUIRED
1/8 MUSIC WIRE
8 REQUIRED
2 REQUIRED
2 REQUIRED
1/16 PLY
2 REQUIRED
1/8 BALSA
2 REQUIRED
1/32 PLY
Ultimate Bipe
42" Wing Span, 588 in² Wing Area
FOR .48 - .53 4 Stroke Engines
or .35 - .40 2 Stroke Engines
Designed By
Dan Marlowe
PARTS SHEET
29 Oct 96
SHEET 3 OF 3